



WIRING INSTRUCTIONS

CHRYSLER


1-Wire or External regulated

Tech Dept.

(630) 957-4019

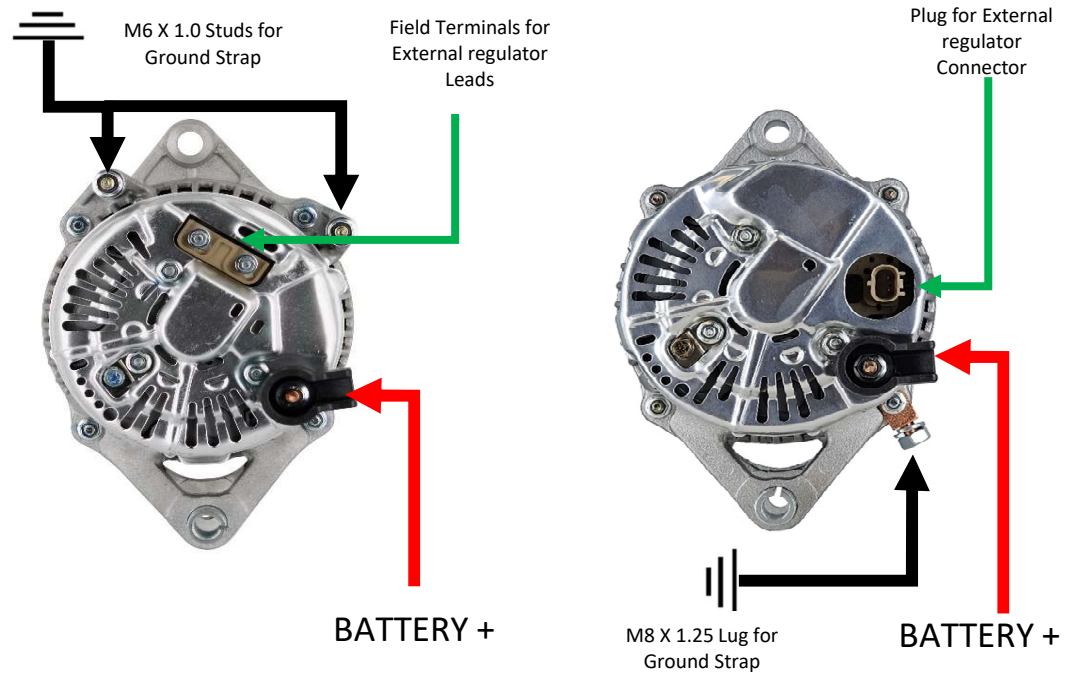
Tech@powermasterperformance.com

1-WIRE Internal regulated



OE Externally Regulated

Note: Voltage on these units is controlled by the external Regulator



Disconnect Battery Negative (-)

READ ALL INSTRUCTIONS IN BOX!

Charge Wires:

170 Amp Alt. use 4 gauge up to 6ft.

Alternator Ground: Many mounting brackets are powder/clear coated, painted, or plated. The Alternator will NOT ground properly without a ground wire from the Alt. housing to the engine block. (This wire should match charge wire size)

Battery must have a clean ground to the engine block.

Wire Connections: Be sure all terminals are crimped securely, and connections are clean and tight.

Belt Tension: Inspect belt for signs of cracking or glazing. Replace if needed. **A loose belt will cause intermittent charging and generate excessive heat resulting in premature unit/bearing failure.**

A fully charged battery is at least 12.6V, not 12.0V
A weak/defective battery will cause premature failure.
Never disconnect the battery with engine running! this causes voltage spikes that will damage the alternator

DO NOT EXCEED 18,000 ALTERNATOR SHAFT RPM
(see catalog pg.45 for more info)

FAILURE TO FOLLOW THESE INSTRUCTIONS MAY VOID YOUR WARRANTY



WIRE! RIGHT!

The Powermaster Cables are made up of hundreds and even thousands of strands of **pure copper** wire. This ensures that more current can be transferred efficiently with less heat build-up and loss.

The cables meet American Wire Gauge specs and are **made in the USA** and are finished with machine crimped ring lug terminals.

- *Fine strands of pure, oxygen-free copper wire*
- *Extremely flexible for easy routing*
- *Durable sleeve designed for underhood environments*
- *Available in 0-8 gauge diameters from 1-12 feet lengths*
- *Hydraulically terminated eyelet terminals*

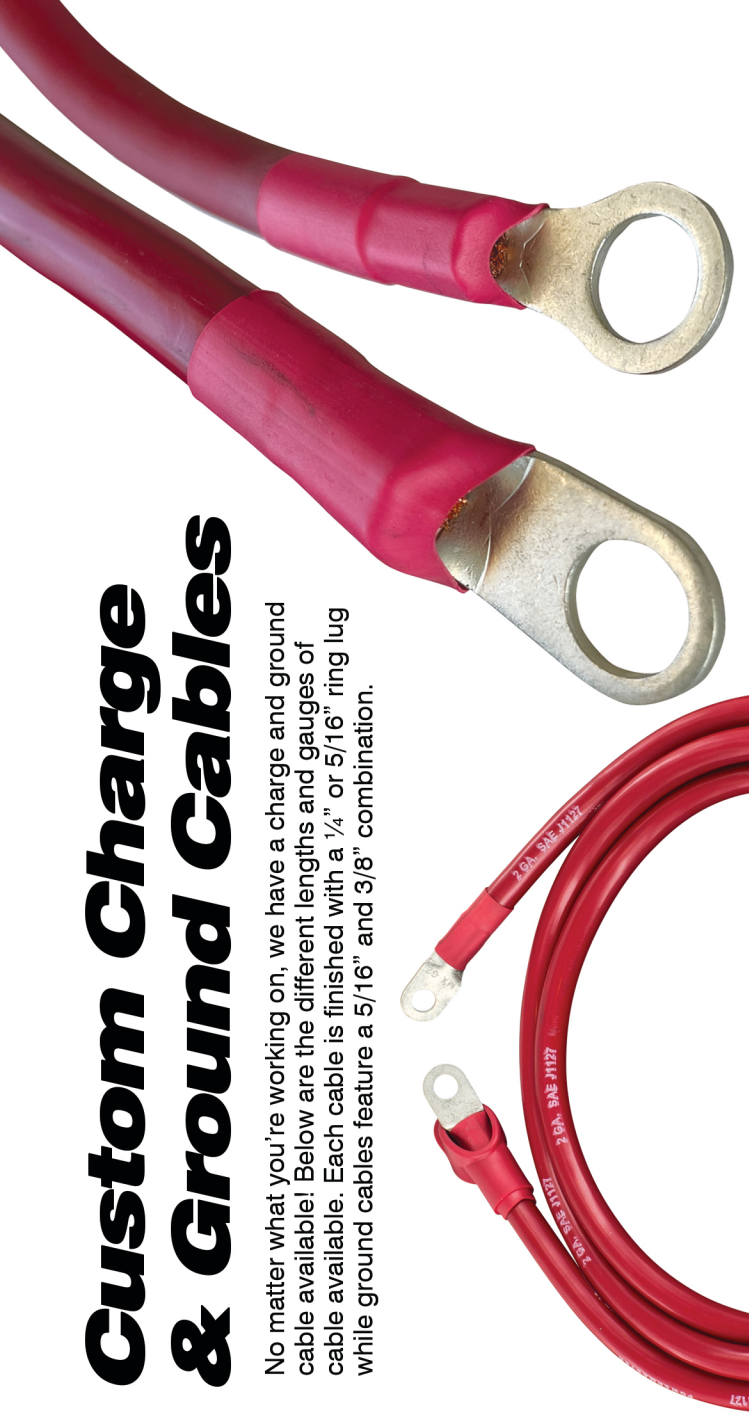
630-957-4019 OR

TECH@POWERMASTERPERFORMANCE.COM



Custom Charge & Ground Cables

No matter what you're working on, we have a charge and ground cable available! Below are the different lengths and gauges of cable available. Each cable is finished with a 1/4" or 5/16" ring lug while ground cables feature a 5/16" and 3/8" combination.



| Red Charge Wire | 1' | 2' | 3' | 4' | 5' | 6' | 7' | 8' | 10' | 12' |
|---|----|-----------|-----------|-----------|-----------|-----------|-----------|-----------|------------|------------|
| 8-Gauge, 1/4" and 5/16" Terminals Installed | | 1-582-130 | 1-583-130 | 1-584-130 | 1-585-130 | 1-586-130 | 1-587-130 | 1-588-130 | | |
| 6-Gauge, 1/4" and 5/16" Terminals Installed | | 1-562-130 | 1-563-130 | 1-564-130 | 1-565-130 | 1-566-130 | 1-567-130 | 1-568-130 | 1-5610-130 | |
| 4-Gauge, 1/4" and 5/16" Terminals Installed | | 1-542-130 | 1-543-130 | 1-544-130 | 1-545-130 | 1-546-130 | 1-547-130 | 1-548-130 | 1-5410-130 | 1-5412-130 |
| 2-Gauge, 1/4" and 5/16" Terminals Installed | | 1-522-130 | 1-523-130 | 1-524-130 | 1-525-130 | 1-526-130 | 1-527-130 | 1-528-130 | 1-5210-130 | 1-5212-130 |
| 0-Gauge, 1/4" and 5/16" Terminals Installed | | 1-502-130 | 1-503-130 | 1-504-130 | 1-505-130 | 1-506-130 | 1-507-130 | 1-508-130 | 1-5010-130 | 1-5012-130 |
| 8-Gauge, 5/16" Terminals on both ends Installed | | 1-582 | 1-583 | 1-584 | 1-585 | 1-586 | 1-587 | 1-588 | | |
| 6-Gauge, 5/16" Terminals on both ends Installed | | 1-562 | 1-563 | 1-564 | 1-565 | 1-566 | 1-567 | 1-568 | 1-5610 | |
| 4-Gauge, 5/16" Terminals on both ends Installed | | 1-542 | 1-543 | 1-544 | 1-545 | 1-546 | 1-547 | 1-548 | 1-5410 | 1-5412 |
| 2-Gauge, 5/16" Terminals on both ends Installed | | 1-522 | 1-523 | 1-524 | 1-525 | 1-526 | 1-527 | 1-528 | 1-5210 | 1-5212 |
| 0-Gauge, 5/16" Terminals on both ends Installed | | 1-502 | 1-503 | 1-504 | 1-505 | 1-506 | 1-507 | 1-508 | 1-5010 | 1-5012 |

| Black Ground Wire | 1' | 2' | 3' | | | | | | | |
|---|-------|-------|-------|--|--|--|--|--|--|--|
| 8-Gauge, 5/16" and 3/8" Terminals Installed | 1-781 | 1-782 | 1-783 | | | | | | | |
| 6-Gauge, 5/16" and 3/8" Terminals Installed | 1-761 | 1-762 | 1-763 | | | | | | | |
| 4-Gauge, 5/16" and 3/8" Terminals Installed | 1-741 | 1-742 | 1-743 | | | | | | | |
| 2-Gauge, 5/16" and 3/8" Terminals Installed | 1-721 | 1-722 | 1-723 | | | | | | | |
| 0-Gauge, 5/16" and 3/8" Terminals Installed | 1-701 | 1-702 | 1-703 | | | | | | | |
| Ground Strap | 1' | | | | | | | | | |
| Ground Strap, 1" wide, 1' long, 5/16" and 3/8" Terminal Installed | 1-711 | | | | | | | | | |

| AMP LOAD | CHARGE WIRE LENGTH | | |
|----------|--------------------|--------|---------|
| | 1'-6" | 7'-13" | 14'-20" |
| 50-100 | 8g | 6g | 4g |
| 100-150 | 6g | 4g | 2g |
| 150-220 | 4g | 2g | 0g |
| 220+ | 2g | 0g | 1/0g |

! WARNING: Cancer or Reproductive Harm
www.P65warnings.ca.gov